

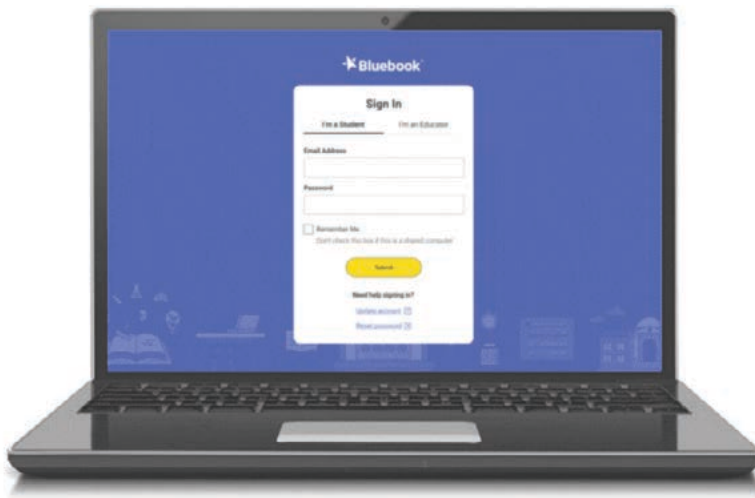


DIGITAL TESTING

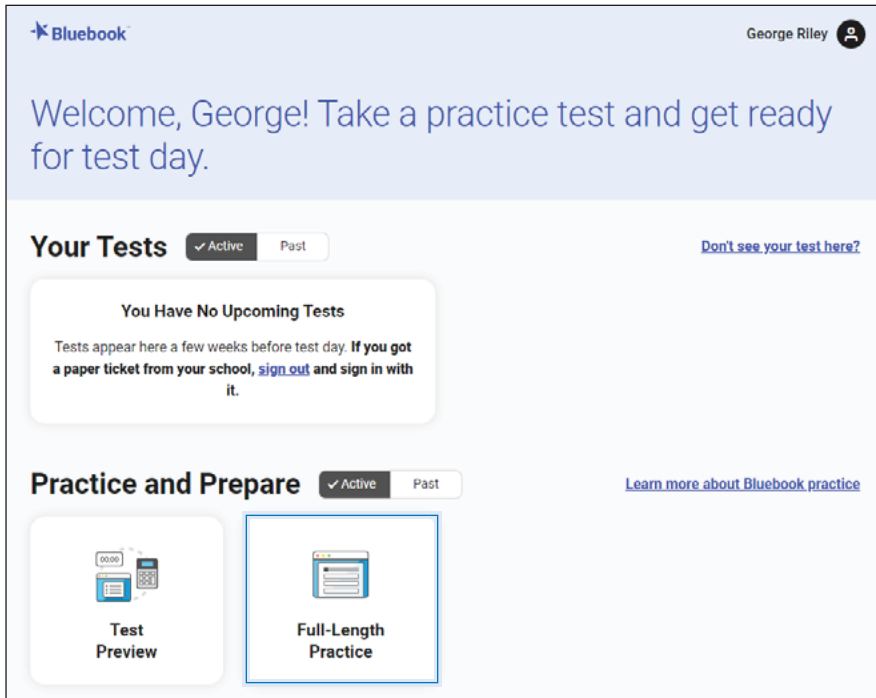
# Practice Quick Start Guide

## Prepare for the SAT or PSAT-Related Assessments in 10 Simple Steps:

1. Your school will download **Bluebook™** onto your testing device. Get access to full-length practice tests from the makers of the SAT® with the sign-in credentials your school will give you.



2. On the Bluebook homepage, navigate to **Full-Length Practice** under Practice and Prepare. You can also select **Test Preview** to get a peek at the app's built-in tools and familiarize yourself for test day. Resume a practice test you've already started from here.



3. Select your **Test Type** and **Practice Test** from the drop-down menus available. If you plan on testing with accommodations, select the switch next to "I will be testing with accommodations" to apply them to your practice test.

The screenshot shows a form titled "Choose a Full-Length Practice". It contains three main sections:

- Test Type \***: A dropdown menu with "SAT" selected. A note "\* = Required" is to the right.
- Practice Test \***: A dropdown menu with "Select" selected.
- Accommodations**: A toggle switch next to the text "I will be testing with accommodations". The switch is currently turned off.

Then, select which accommodations you want to apply to your practice test.

**Accommodations**

I will be testing with accommodations

**Reading Extended Time**

Select

**Math Extended Time**

Select

**Breaks**

Breaks: extra

Breaks: extended

Breaks: as needed

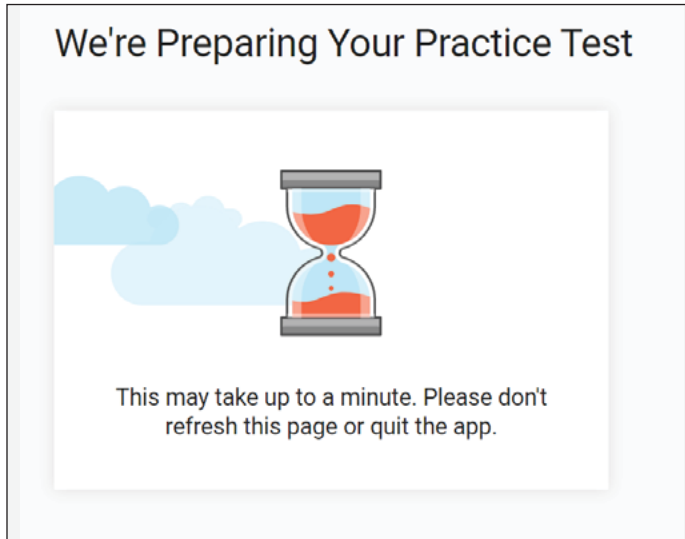
**Other**

Select

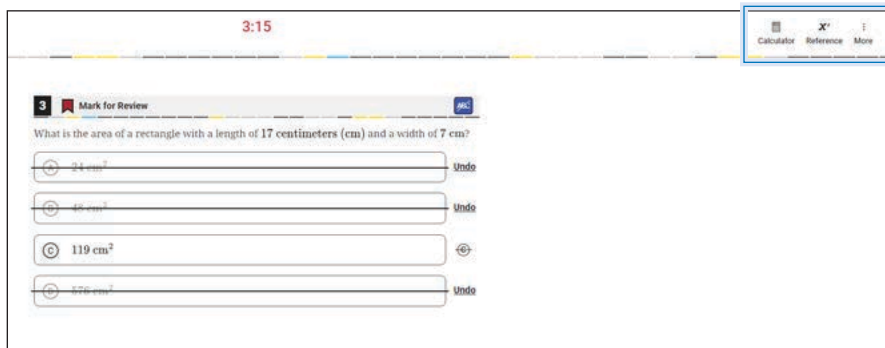
[Why don't I see my accommodation listed here?](#)

If you require linear, paper-based accommodations or printed braille, talk to your SSD coordinator. Linear paper tests are available to print on our website, [satsuite.collegeboard.org/digital/digital-practice-preparation/practice-tests/linear](https://satsuite.collegeboard.org/digital/digital-practice-preparation/practice-tests/linear). You can also go to [accommodations.collegeboard.org](https://accommodations.collegeboard.org) for more details.

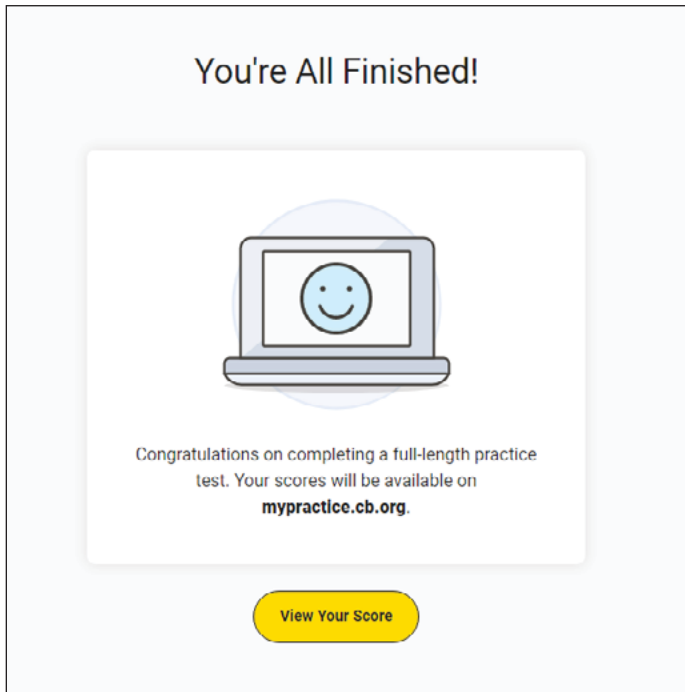
4. Follow the onscreen instructions as indicated in the following screenshot, then start practicing! We recommend taking at least 1 practice test with the timer and allowing for breaks as you would on test day. However, you can practice your way, pause as needed, and, when you're ready to resume practice, pick up right where you left off.



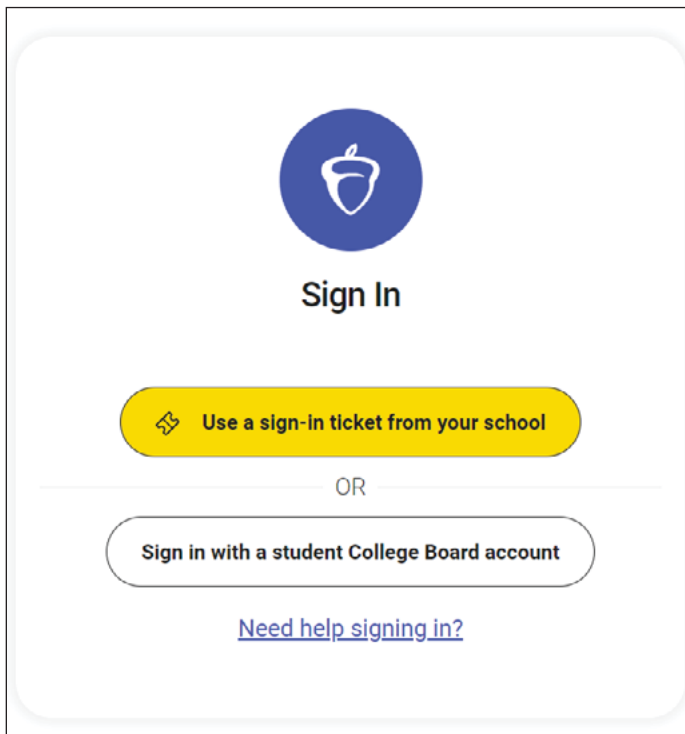
5. During the practice test, use the Bluebook built-in tools previously mentioned in step 2. You'll find Mark for Review and Answer Strikeout on the questions themselves. The rest of the tools can be found in the top right corner. You'll see icons for a Built-In Graphing Calculator and Reference Sheets, as well as a More option that includes Annotation tools.



6. After you complete the practice test, click **View Your Score**.



7. Use the same sign-in credentials as you used for Bluebook to sign in to **My Practice** and retrieve your scores.



8. Once on My Practice, review your scores. Then, select **Score Details**.

October 17, 2022

### SAT Practice 3

Your Total Score  
**1020**  
400 to 1600

---

Your Reading and Writing Score **710**  
200 to 800

Your Math Score **310**  
200 to 800

[Score Details](#)

[Explore every question on Khan Academy](#)

9. To get the most out of your practice tests, review your answers, the correct answers, and explanations under **Actions**.

Question	Section	Correct Answer	Your Answer	Actions
1	Reading and Writing	B	B, Correct	<a href="#">Review</a>
2	Reading and Writing	D	D, Correct	<a href="#">Review</a>
3	Reading and Writing	C	C, Correct	<a href="#">Review</a>
4	Reading and Writing	B	B, Correct	<a href="#">Review</a>
5	Reading and Writing	A	A, Correct	<a href="#">Review</a>
6	Reading and Writing	D	D, Correct	<a href="#">Review</a>
7	Reading and Writing	A	A, Correct	<a href="#">Review</a>
8	Reading and Writing	A	A, Correct	<a href="#">Review</a>
9	Reading and Writing	A	A, Correct	<a href="#">Review</a>
10	Reading and Writing	D	B, Incorrect	<a href="#">Review</a>

10. Go to Khan Academy® directly from My Practice and take advantage of free Official Digital SAT Prep that includes thousands of practice questions, videos, lessons, and hints to help you build the skills needed.

